

Curriculum Intent:

Art is a place for children to learn to trust their ideas and to explore what is possible. Children are naturally creative. Our job is to give them the freedom, materials, and skills to let their creativity blossom to its full potential.



Subject	Term	Unit
Art – Year 1	Autumn	Drawing



Prior knowledge Building on knowledge and skills	National Curriculum Focus
<p>EYFS- Create closed shapes with continuous lines and begin to use these shapes to represent objects.</p> <p>Draw with increasing complexity and detail, such as representing a face with a circle and including details. Use drawing to represent ideas like movement or loud noises. Show different emotions in their drawings and paintings, like happiness, sadness, fear, etc.</p>	<p>To use drawing, painting and sculpture to develop and share their ideas, experiences and imagination to develop a wide range of art and design techniques in using colour, pattern, texture, line, shape, form and space.</p>



What?	Artist focus- Roger Hargreaves was a British author and cartoonist, best known for his popular drawings Mr Men and Little Miss. He wrote his first book of 'Mr Men' called 'Mr. Tickle' in 1971. The inspiration of this book was an innocent question asked by his son Adam: 'What does a tickle look like?'. Hargreaves then drew a figure in orange colour with floppy arms and round body to represent a tickle. His illustrations are well known for their bright, vivid, bold colours and simple, round shapes of the main characters.
Why?	To support children to develop a wide range of art and design techniques, develop technical vocabulary linked to drawing whilst developing their own imagination and experiences.
How?	Children will explore the different characteristics of Roger Hargreaves work and apply these into mastering their own skills of drawing.

Key vocabulary			
Sketching	Drawing that is done quickly without a lot of details. Artists use sketches as a starting point for more detailed work.	Form	A visible shape of something.

Primary Colours	Basic colours that can be mixed together to produce other colours. They are considered to be: red, blue and yellow.	Media/Medium	The materials used to create the artwork.
Vivid	Intense, bold and bright colour.	Space	The distances or areas around, between and within components of a piece of art
Shape	The appearance of its outside edges or surfaces.	Illustration	A picture illustrating a book, newspaper, etc.
Line	A long mark which is drawn or painted on a surface.	Figure	A representation of a human or animal form in drawing or sculpture.
Observation	To comment or pay attention to something and notice more about it than most people do.		

Key learning: (Specific link to the NC here)

Objective	Learning
Can I explore and describe the work of Roger Hargreaves?	Look at various stories/ images from Roger Hargreaves. Children to make observations based upon the different characteristics e.g. simple shapes to outline key features. Explore the use of colour- what colours can you see? Introduce key vocabulary- vivid, bright. Why has he used these colours? What effect does it have?
Can I draw lines of different thickness using a range of media/medium?	Children to explore using a range of media, how they can create lines of different thickness. How does the  effect the line?
Can I name the primary colours on a colour wheel?	The three primary colours are red, blue and yellow. These are the basic colours that can be mixed to create other colours/ shades. You will find these represented on a colour wheel. When mixing colours, you can create different shades and tones. Children to explore a colour wheel.
Can I show different tones by using a range of coloured mediums?	Explore a range of different media to create simple sketch drawings. Use different media such as, oil pas pencils, wax crayons, chalk and graphite. Draw simple shapes using different media. Discuss the different effects each media has on the drawing. 

<p>Can I sketch a design for a final piece of artwork?</p>	<p>Children to explore the skill of Sketching. Using different media, children to Images and simple shapes by enclosing space</p> 
<p>Can I create a final art piece using the influence of Roger Hargreaves?</p>	<p>Children to use the knowledge and skills taught over the previous lessons to create their own drawings children with a range of media to choose from</p> 

Websites

[Art UK | Learn Learning resources](#)

Recommended Reads

Mr Tickle



Little Miss Sunshine



Mr Tall

