

## Curriculum Intent:

Art is a place for children to learn to trust their ideas and to explore what is possible. Children are naturally creative. Our job is to give them the freedom, materials, and skills to let their creativity blossom to its full potential.



Subject	Term	Unit
Art -Year 2	Spring	Painting

Prior knowledge Building on knowledge and skills	National Curriculum Focus
Pupils will have had some experience recognising and using primary colours, drawing lines and simple shapes, as well as colouring own work neatly. They will have previously practised mixing primary colours to create secondary colours and associate them with different feelings and emotions.	To use drawing, painting and sculpture to develop and share their ideas, experiences and imagination. To develop a wide range of art and design techniques in using colour, pattern, texture, line, shape, form and space. To learn about the work of a range of artists, describing the differences and similarities between different practises and disciplines, and making links to their own work.

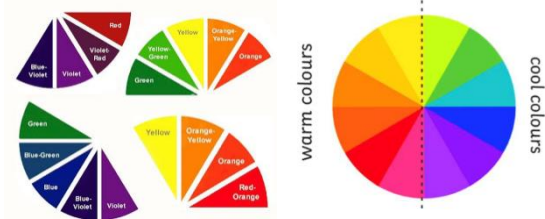


<b>What?</b>	<b>Georges-Pierre Seurat</b> (December 1859 – March 1891) was a French post-Impressionist artist. He is best known for devising the painting technique known as pointillism. Georges Seurat was just 31 years old when he became very sick. It is thought that he died from meningitis. He completed 7 large-scale paintings and about 500 smaller ones during his lifetime. Georges Seurat used colour theory to paint his work.
<b>Why?</b>	To support children to develop a wide range of art and design techniques, develop technical vocabulary linked to painting whilst developing their own imagination and experiences.
<b>How?</b>	Explore Georges Seurat as an artist and the characteristics of his work in different formats (books, photographs and online images). Create a painting inspired by his work based on Pointillism art movement. Use paints to create secondary colours, including white and black to create tints and tones. Apply the colour in a specific way (small dots of colour) focusing on the use of shapes and colour groups to depict the subject.

## Key vocabulary

<b>Sketch</b>	Drawing that is done quickly without a lot of details. Artists use sketches as a starting point for more detailed work. Drawing that is done quickly without a lot of details. Artists use sketches as a starting point for more detailed work.	<b>Colour Wheel</b>	A circular chart that shows primary and secondary colours in relation to each other.
<b>Analogous</b>	Groups of three colours that are next to each other on the colour wheel.	<b>Impressionism</b>	A style of painting developed in France in the late 19 <sup>th</sup> century that uses colour to show the effects of light on things to suggest atmosphere rather than showing exact detail.
<b>Tint</b>	Adding white to a colour to create lighter tints.	<b>Space</b>	The distances or areas around, between and within components of a piece of art
<b>Tone</b>	Adding black to a colour to create darker tones.	<b>Pointillism</b>	Style of painting that was developed in France in the late 19 <sup>th</sup> century in which very small dots of colour are used to build up the picture.
<b>Secondary Colours</b>	Colours created when mixing two primary colours, such as yellow + blue = green		

## Key learning: (Specific link to the NC here)

Objective	Learning
Can I explore and describe the work of Georges Seurat?	To describe the work of Georges Seurat, referring to the use of mark making techniques and groups of colours as well as the art movements.

<p>Can I correctly name groups of colours on a colour wheel?</p>	<p>To correctly name and recognise the groups of colours on a colour wheel.</p> <p><i>Analogous colours are groups of three colours found next to each other on the</i></p> 
<p>Can I use mixing techniques to create secondary colours?</p>	<p>To mix primary colours to make secondary colours and create colour wheels.</p>
<p>Can I create a range of tints and tones of colour?</p>	<p>To create a range of tints and tones of colours by adding white or black paint.</p>
<p>Can I create a range of effects using a variety of brushes?</p>	<p>To use brushes with different thickness to create a range of effects.</p> 
<p>Can I use sketching techniques to create a starting point for a painting?</p>	<p>To use sketching techniques to make quick records and as a starting point for the painting.</p>
<p>Can I use the influences of Georges Seurat to create a final art piece?</p>	<p>To use the ideas from Georges Seurat to create a painting based on his work that depicts the Pointillism movement.</p> 

## Websites

[Art UK | Learn Learning resources](#)

## Recommended Reads

